



**DATA SHEET NATURAL GAS
GENERATOR SET** 

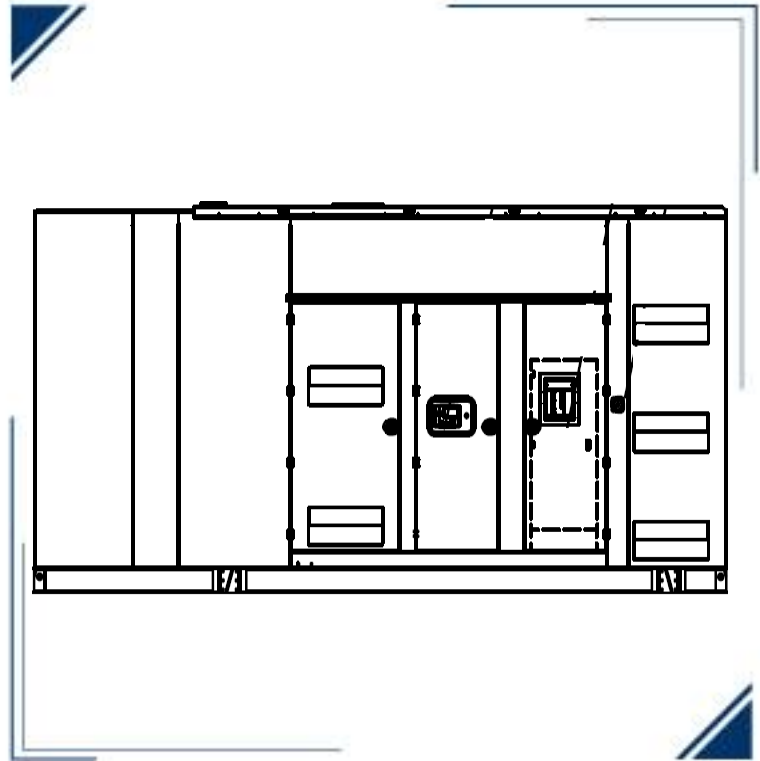
NG-GSPSI1000S-UL



► Model

NG-GSPSI1000S-UL

- ENGINE BRAND >> PSI
- ENGINE MODEL >> PSI 53L
- FUEL TYPE >> NATURAL GAS
- ALTERNATOR BRAND >> STAMFORD
- GENERATOR CONTROLLER >> DSE 7310



► GENSET RATING

ENGINE	ALTERNATOR	VOLTAGE	PH	Hz	STANDBY POWER		POWER FACTOR	CURRENT
		V			kW	KVA		A
PSI53L	HCI634K(Wnd-311)	208/120	3	60	1000	1250	0.8	3473
	HCI634K (Wnd-311)	480/277	3	60	1000	1250	0.8	1506
	HCI634J (Wnd-17)	600/347	3	60	1000	1250	0.8	1205

► Certifications



NFPA 110

Generator set meet NFPA-110 Level 1, when equipped with the necessary accessories and installed per NFPA standards

Standby Power. Applicable for supplying power to varying electrical load for the duration of power interruption of a reliable utility source. Emergency Standby Power (ESP) is in accordance with ISO 8528. Fuel Stop power in accordance with ISO 3046, AS 2789, DIN 6271 and BS 5514.

▶ ENGINE FEATURES

» BRAND _____	▶ PSI
» MODEL _____	▶ PSI 53L
» FUEL TYPE _____	▶ Natural Gas
» RPM _____	▶ 1800
» STANDBY RATING kWm _____	▶ 1185
» STANDBY RATING bhp _____	▶ 1589
» PRIME RATING kWm _____	▶ N/A
» PRIME RATING bhp _____	▶ N/A
» NUMBER OF CYLINDERS _____	▶ V-16
» ASPIRATION _____	▶ Charged Cooled Forced Induction
» DISPLACEMENT in³ (L) _____	▶ 3192(52.3)
» ENGINE AIR FLOW CFM _____	▶ NA
» GOVERNOR TYPE _____	▶ Electronic
» CONTROL VOLTAGE v _____	▶ 24
» BORE/STROKE, in _____	▶ 5.90x7.28
» COOLANT CAPACITY WITHOUT RADIATOR gal (L) _____	▶ 26.41 (100)
» OIL CAPACITY, TOTAL gal (L) _____	▶ 45.17 (171)

▶ FUEL CONSUMPTION

STANDBY POWER		
LOAD	lb/hr	kg/hr
100%	565	256

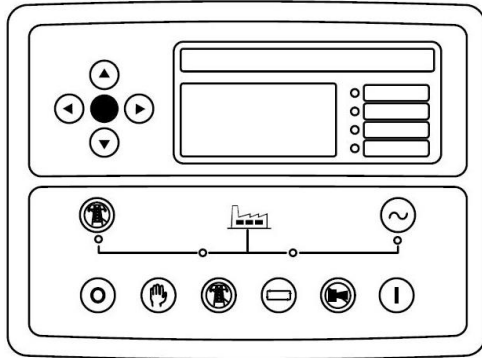
▶ ALTERNATOR FEATURES

» BRAND _____	▶ STAMFORD
» MODEL _____	▶ HCI634K
» FREQUENCY _____	▶ 60 Hz
» PHASES _____	▶ 3
» WINDING LEADS _____	▶ 12
» INSULATION SYSTEM _____	▶ H CLASS
» CONTROL SYSTEM _____	▶ SEPARATELY EXCITED BY P.M.G.
» PROTECTION _____	▶ IP23
» POWER FACTOR _____	▶ 0.8
» COOLING AIR CFM _____	▶ 4156
» VOLTAGE REGULATION (%) _____	▶ +0.5

► GENERATOR CONTROLLER/Controlador del Generador

» **MODEL/Modelo**

DEEP SEA 7310



The DSE7310 MKII is an Auto Start Control Module and the DSE7320MKII is an Auto Mains (Utility) Failure Control Module suitable for a wide variety of single, diesel or gas, gen-set applications.

Monitoring an extensive number of engine parameters, the modules will display warnings, shutdown and engine status information on the back-lit LCD screen, illuminated LEDs, remote PC and via SMS text alerts (with external modem). The DSE7320 MKII will also monitor the mains (utility) supply. The modules include USB, RS232 and RS485 ports as well as dedicated DSENet® terminals for system expansion.

KEY FEATURES

- 4-Line back-lit LCD text display
- Multiple Display Languages
- Five key menu navigation
- LCD alarm indication
- DSENet expansion compatibility
- Internal PLC editor
- Protections disable feature
- Fully configurable via PC using USB, RS232 & RS485 communication
- Front panel configuration with PIN protection
- Power save mode
- 3 phase generator sensing and protection
- 3 phase mains (utility) sensing and protection (DSE7320 MKII only)
- Automatic load transfer control (DSE7320 MKII only)
- Generator current and power monitoring (kW, kvar, kVA, pf)
- Mains current and power monitoring (kW, kvar, kVA, pf) (DSE7320 MKII only)
- kW and kvar overload and reverse power alarms

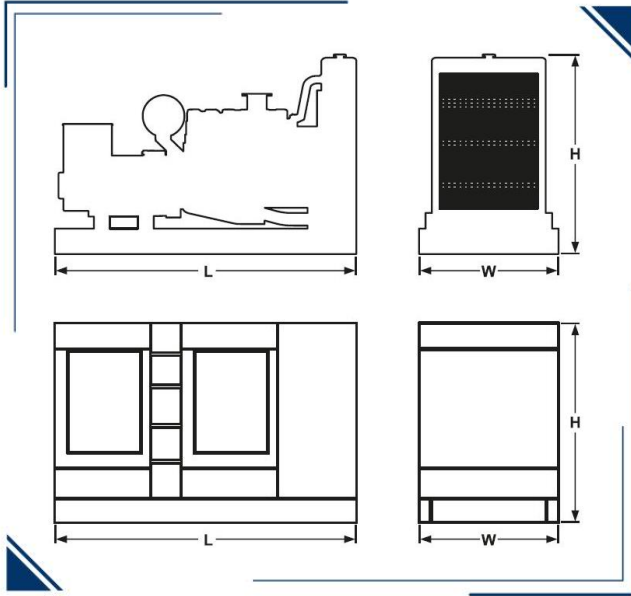
- Over current protection
- Unbalanced load protection
- Independent earth fault protection
- Breaker control via fascia buttons
- Fuel and start outputs configurable when using CAN
- 6 configurable DC outputs
- 2 configurable volt-free relay outputs
- 6 configurable analogue/digital inputs
- Support for 0 V to 10 V & 4 mA to 20 mA sensors
- 8 configurable digital inputs
- Configurable 5 stage dummy load and load shedding outputs
- CAN, MPU and alternator frequency speed sensing in one variant
- Real time clock
- Manual and automatic fuel pump control
- Engine pre-heat and post-heat functions
- Engine run-time scheduler
- Engine idle control for starting & stopping
- Fuel usage monitor and low fuel level alarms
- Simultaneous use of RS232 and RS485 communication ports
- True dual mutual standby using RS232 or RS485 for accurate engine hours balancing.
- MODBUS RTU support with configurable MODBUS pages.
- Advanced SMS messaging (additional external modem required)
- Start & stop capability via SMS messaging
- 3 configurable maintenance alarms
- Compatible with a wide range of CAN engines, including tier 4 engine support

- Uses DSE Configuration Suite PC Software for simplified configuration
- Licence-free PC software
- IP65 rating (with supplied gasket) offers increased resistance to water ingress
- Modules can be integrated into building management systems (BMS) using MODBUS RTU

KEY BENEFITS

- Automatically transfers between mains (utility) and generator (DSE7320 MKII only) for convenience.
- Hours counter provides accurate information for monitoring and maintenance periods
- User-friendly set-up and button layout for ease of use
- Multiple parameters are monitored & displayed simultaneously for full visibility
- The module can be configured to suit a wide range of applications for user flexibility
- PLC editor allows user configurable functions to meet user specific application requirements.

► DIMENSIONS AND WEIGHT



OPEN GENSET					
DIMENSION	Length (L)	Width (W)	Height (H)	Weight	Noise Level
	IN			Lbs	dB
	240	99	105	27,835	103
ENCLOSED GENSET					
DIMENSION	Length (L)	Width (W)	Height (H)	Weight	Noise Level
	IN			Lbs	dB
	279.53	99	121	36,085	85

► ACOUSTIC ENCLOSURE

Acoustic enclosure designed and manufactured with 14 gauge carbon steel sheet, polyurethane acoustic coating, access and air expulsion to avoid gas accumulation, drainage system to avoid liquid accumulation. Electrostatic painting for extended life.
We have options for enclosures in aluminum or stainless steel

► STANDARD FEATURES & ACCESSORIES

DSE 9470 Battery Charger	Emergency Stop Button
Battery and Battery Rack	Flex Fuel Lines
ABB Main Line Circuit Breaker	Protection Covers for Rotating Parts
MX321AVR	Exhaust Insulation Cover
Hotstart Pre heater CL130110-200	Anti Vibration Pads between Engine/Alternator & Base Frame
Residential Grade Silencer Open Unit	Operation and Maintenance manuals
Critical Grade Silencer Inside Enclosure	24 Months /1000 hours Limited Standby Warranty

▶ OPTIONAL ACCESSORIES

Paralleling Adder (DSE8610 & Motorized Breaker)	Enclosure AC light and On/Off Switch
120V GFCI Receptacle	Enclosure DC light and On/Off Switch
240V Receptacle	Enclosure space Heater (1500w/120v)
Alternator Strip Heater	Load Center / Distribution Board (100 A, 12 Breaker)
Battery Blanket Heater	Load Center / Distribution Board (200 A, 8 Breaker)
Battery Disconnect Switch	MX321 - AVR UPGRADE
Battery Pad Heater	Oil Pan Heater
Battery Restraint	Relay - 10A Common Alarm
Control Panel Heater	Relay - 10A Run Relay
DSE2157 Output Module (8 dry contacts)	Remote E-Stop- Breaker Glass Type / Nema 3R
DSE2520 Remote Display Module	Remote E-Stop- Breaker Glass Type / Nema 4X
DSE2548 Remote Annunciator (16 light)	Remote E-Stop- Flush Mount
DSE2548 Remote Annunciator (24 light)	Remote E-Stop- Surface Mount
DSE2548 Remote Annunciator (8 light)	Remote E-Stop- Visual/ Plastic Hinged Cover
DSE890 3G GATEWAY	Spring Isolator- Non Seismic (ACE 121 Series) <small>SKIRT NOT INCLUDED</small>
GSM/GPS ANTENNA 3M RG-174, GSM-SMA(M), GPS-SMA(F)	Spring Isolator- Seismic/Restraint (ACE 821 Series) <small>SKIRT NOT INCLUDED</small>
DSE9641 10A Battery Charger	Voltage Adjust Rheostat
DSE9470 10A Battery Charger	Automatic Transfer Switch



IGSA CORP.
5918 Santa Ave
Laredo, Texas 78041
Tel. +1 956.7914.472

www.igsapower.com