



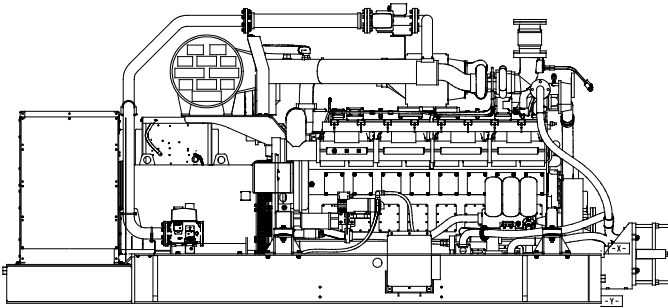
**EPA-Certified for  
Stationary Emergency and  
Non-Emergency Applications**

### Ratings Range

		60 Hz	
Standby:	kW	955- 1000	
	kVA	1193- 1250	
Prime:	kW	809- 880	
	kVA	1011- 1100	

### Standard Features

- Kohler Co. provides one-source responsibility for the generating system and accessories.
- The generator set and its components are prototype-tested, factory-built, and production-tested.
- The 60 Hz generator set offers a UL 2200 listing.
- The generator set accepts 65% of rated load in one step.
- A one-year limited warranty covers all generator set systems and components. Two- and five-year extended limited warranties are also available.
- The pilot-excited, permanent magnet (PM) alternator provides superior short-circuit capability.



### Generator Set Rating

Alternator	Voltage	Ph	Hz	Lean-Burn Natural Gas			
				130°C Rise		105°C Rise	
				Standby Rating		Prime Rating	
				kW/kVA	Amps	kW/kVA	Amps
5M4044	240/416	3	60	955/1193	1656	809/1011	1403
	277/480	3	60	1000/1250	1503	880/1100	1322
7M4284	347/600	3	60	1000/1250	1202	880/1100	1058
7M4364	2400/4160	3	60	1000/1250	173	880/1100	153

**RATINGS:** All three-phase units are rated at 0.8 power factor. The standby rating is applicable to varying loads for the duration of a power outage. There is no overload capability for this rating. PrimePower Ratings: At varying load, the number of generator set operating hours is unlimited. A 10% overload capacity is available for one hour in twelve. Ratings are in accordance with ISO-8528-1 and ISO-3046-1. For limited running time and continuous ratings, consult the factory. Obtain technical information bulletin (TIB-101) for ratings guidelines, complete ratings definitions, and site condition derates. The generator set manufacturer reserves the right to change the design or specifications without notice and without any obligation or liability whatsoever.

# Alternator Specifications

Specifications	Alternator
Type	4-Pole, Rotating-Field
Exciter type	Brushless, Permanent-Magnet Pilot Exciter
Voltage regulator	Solid State, Volts/Hz
Insulation:	NEMA MG1
Material	Class H, Synthetic, Nonhygroscopic
Temperature rise	130°C Standby 105°C Prime
Bearing: quantity, type	1, Sealed
Coupling	Flexible Disc
Amortisseur windings	Full
Voltage regulation, no-load to full-load	DVR2000EC+
Rotor balancing	125%
Unbalanced load capability	100% of Rated Standby Current
Peak motor starting kVA :	(35% dip for voltages below)
480 V 5M4044 (4 bus bar)	3900 (60Hz)
600 V 7M4284 (4 bus bar)	3200 (60Hz)
4160 V 7M4364 (6 lead)	3300 (60Hz)

- NEMA MG1, IEEE, and ANSI standards compliance for temperature rise and motor starting.
- Sustained short-circuit current of up to 300% of the rated current for up to 10 seconds.
- Sustained short-circuit current enabling downstream circuit breakers to trip without collapsing the alternator field.
- Self-ventilated and dripproof construction.
- Superior voltage waveform from a two-thirds pitch stator and skewed rotor.
- Digital solid-state, volts-per-hertz voltage regulator with  $\pm 0.25\%$  no-load to full-load regulation.
- Brushless alternator with brushless pilot exciter for excellent load response.

## Application Data

### Engine

Engine Specifications	
Manufacturer	Siemens
Engine model	SGE-48SL
Engine type	48 L, 4-Cycle, Lean Burn Turbocharged, Aftercooled
Cylinder arrangement	V-16
Displacement, L (cu. in.)	47.9 (2921)
Bore and stroke, mm (in.)	152 x 165 (5.98 x 6.50)
Compression ratio	
Standby and Prime:	9.2:1
Piston speed, m/min. (ft./min.)	594 (1949)
Rated rpm	1800
Max. power at rated rpm, kWm (BHP)	
Standby:	1060 (1421)
Prime:	922 (1236)
Cylinder head material	Cast Iron
Crankshaft material	Press-Forge Hardened and Tempered Alloy Steel
Governor: type	Electronic
Frequency regulation, no-load to full-load	Isochronous
Frequency regulation, steady state	$\pm 0.5\%$
Frequency	Fixed
Air cleaner type, all models	Dry

### Exhaust

Exhaust System	
Exhaust manifold type	Wet
Exhaust flow at rated kW, kg/hr. (cfm)	
Standby	5820 (6601)
Prime	5300 (6010)
Exhaust temperature at rated kW, °C (°F)	
Standby	449 (840)
Prime	453 (847)
Maximum allowable back pressure, kPa (in. Hg)	4.5 (1.3)
Engine exhaust outlet size	see ADV drawing

### Engine Electrical

Engine Electrical System	
Battery charger:	
Ground (negative/positive)	Negative
Volts (DC)	24
Ampere rating	40
Starter motor rated voltage (DC)	24
Battery, recommended cold cranking amps (CCA): Qty., CCA rating each	Four, 1400
Battery voltage (DC)	12

# Application Data

## Fuel

Fuel System - Lean Burn	
Fuel type	Natural Gas
Fuel supply line inlet	DN80
Natural gas fuel supply pressure, kPa (in. H <sub>2</sub> O)	8-15 (32- 60)
Fuel supply pressure, measured at the generator set fuel inlet downstream of any fuel system equipment accessories.	
Fuel Composition Limits	Pipeline Nat. Gas
Methane number	>75.0
C <sub>4</sub> and higher, % by volume	<2.0
Solid particles (dust)	
Size            μm	<5
Concentration mg/m <sub>n</sub> <sup>3</sup>	<10
Gas humidity	<80%
Lower heating value, MJ/m <sub>n</sub> <sup>3</sup> (Btu/ft <sup>3</sup> )	37.5- 42 (950- 1050)

## Lubrication

Lubricating System	
Type	Full Pressure
Oil pan capacity, L (gal.) §	233 (61.5)
Oil filter: quantity, type §	3, Cartridge
Oil cooler	Water-Cooled
§ Kohler recommends the use of Kohler Genuine oil and filters.	

## Cooling

Engine Cooling System	
Ambient temperature, °C (°F)	
Standard	0 (32) to 50 (122)
With cold weather kit	- 18 to 50 (0 to 122)
Engine coolant capacity, L (gal.)	250 (66.0)
Rated engine coolant flow at min. allowable external restriction, Lpm (gpm)	1503 (397)
Rated engine coolant flow at max. allowable external restriction, Lpm (gpm)	1420 (375)
Heat rejected to coolant at rated kW, wet exhaust, kW (Btu/min.)	
Standby	1090 (61990)
Prime	998 (56760)
Water pump type	
Centrifugal - Mechanical Drive	
Engine cooling connections	
Coolant inlet:	DN 100
Coolant outlet:	DN 80
Pumping head at max. allowable external restriction, kPa (psi)	262 (38)
Engine restriction at max. allowable external restriction, kPa (psi)	49 (7.1)
Max. allowable restriction external to the engine, kPa (psi)	213 (30.9)
Min. allowable restriction external to the engine, kPa (psi)	198 (28.7)
Max. engine coolant pressure, kPa (psi)	400 (58.0)
Max. engine outlet coolant temp., °C (°F)	90 (194)
NPSH limit at 84 °C, kPa (psi), absolute	40 (5.8)

## Operation Requirements

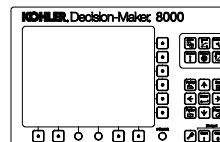
Air Requirements at Rated Load	
Combustion air, kg/hr. (cfm)†	
Standby	5610 (2751)
Prime	5100 (2501)
Heat rejected to ambient air:	
Engine, kW (Btu/min.)	
Standby	48 (2730)
Prime	46 (2616)
Alternator, kW (Btu/min.)	
	49 (2810)

† Air density = 1.20 kg/m<sup>3</sup> (0.075 lbm/ft<sup>3</sup>)

Fuel Consumption‡	
Natural Gas, m <sup>3</sup> /hr. (cfh) at % load	Standby Rating
100%	287 (10135)
75%	221 (7804)
50%	156 (5509)
25%	91 (3213)
Natural Gas, m <sup>3</sup> /hr. (cfh) at % load	Prime Rating
100%	260 (9181)
75%	202 (7133)
50%	143 (5049)
25%	85 (3001)

‡ Nominal fuel rating: Natural gas, 37 MJ/m<sup>3</sup> (1000 Btu/ft.<sup>3</sup>)

## Controller



### Decision-Maker® 8000 Controller

Provides advanced control, system monitoring, and system diagnostics with remote monitoring capabilities for paralleling multiple generator sets.

- Large, color display with intuitive local data access
- Communication with serial (RS485) and Ethernet (RJ45)
- Stores up to 4000 records in Event History
- Data logging and trending for easy troubleshooting
- USB flash disk for file storage of data
- Integrated PLC programmable function for advanced input and output configuration
- Supports paralleling up to 32 generator sets (with paralleling option)

## Standard Features

- Alternator Protection
- Battery Charger, Equalize/Float Type
- Closed Crankcase Ventilation
- Local Emergency Stop Switch
- Block Heater
- EPA Certification
- Secondary Gas Solenoid Valve
- Dry Contact Kit (isolated alarm)
- Air Cleaner Restriction Indicator
- Engine Oil Added
- Operation and Installation Literature
- Common Fault Relay
- Run Relay
- Flexible Exhaust Connector, Stainless Steel

## Available Options

### Approvals and Listings

- CSA Approval
- UL 2200 Listing

### Exhaust System

- Exhaust Silencer, Critical

### Fuel System

- Gas Filter

### Controller

- Remote Emergency Stop
- Paralleling
- Remote Serial Annunciator Panel

### Cooling System

- Remote Cooling System
- Low Coolant Level Shutdown  
(available with optional remote cooling system)

### Starting Aids

- Cold Weather Package

## Electrical System

- Alternator Strip Heater (available up to 600 volt)
- Battery
- Battery Rack and Cables
- Battery Heater
- Line Circuit Breaker (NEMA1 enclosure)
- Line Circuit Breaker with Shunt Trip (NEMA1 enclosure)

## Miscellaneous

- Vibration Isolation
- Certified Test Report
- Rated Power Factor Testing

## Literature

- General Maintenance
- Overhaul
- Production

## Warranty

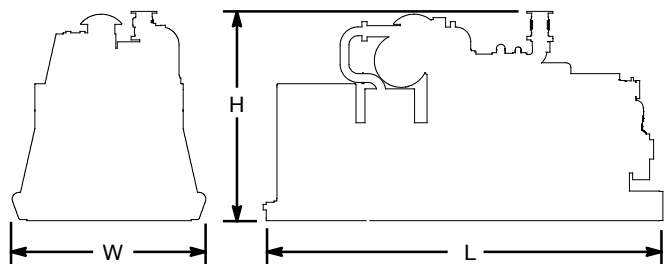
- 2-Year, Standby Extended Limited Warranty
- 2-Year, Prime Extended Limited Warranty
- 5-Year, Standby Extended Limited Warranty
- 5-Year, Prime Extended Limited Warranty

## Other Options

- \_\_\_\_\_
- \_\_\_\_\_
- \_\_\_\_\_
- \_\_\_\_\_

## Dimensions and Weights

Overall Size, L x W x H, max., mm (in.): 5786 x 1898 x 2465  
 (227.8 x 74.7 x 97.0)  
 Weight, wet, max., kg (lb.): 11700 (25794)



NOTE: This drawing is provided for reference only and should not be used for planning installation. Contact your local distributor for more detailed information.

**DISTRIBUTED BY:**